


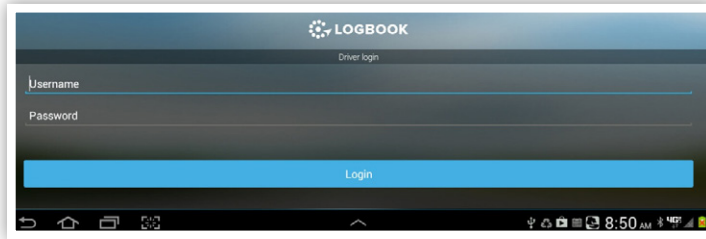
This document is required to be kept with a vehicle equipped with an AOB solution in accordance with 49 CFR 395.15(g)(1).

SETUP AND LOGIN

1. Install the LogBook mobile applications from Google Play to your Android device.
 - Fleetmatics REVEAL LogBook
 - Fleetmatics LogBook Always On
2. Login using your unique Driver ID (provided from your Fleetmatics admin). The Driver ID must be verified by REVEAL on initial login. Connect via one of the following:
 - a. device's cellular data connection
 - b. Wi-Fi
 - c. Vehicle connection with Ignition On.



The ID will be stored in the cache for future login.



3. Verify LogBook Settings: DOT information, Commodity, Time Zone.
4. Update the Trailer and Shipping Reference numbers.

The truck must be in Ignition ON for the LogBook app to connect with the vehicle.

The LogBook app will attempt to connect to the closest vehicle. If Fleetmatics REVEAL LogBook hardware is installed on several trucks within close proximity, select the vehicle that you wish to connect.

LOGGING OUT

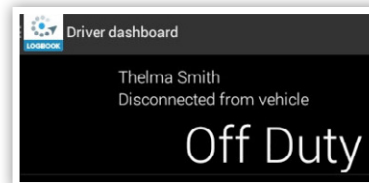
To log out of the app, click Menu > Logout.

You will be prompted to select Yes or No to the logout.

- If you remain in On Duty (Away from Vehicle mode), the app will warn you that you are still in On Duty status. You can still logout of the app – the On Duty status will remain active.
- At the end of your shift, be sure to select Off Duty prior to logging out of the app.

OPERATING THE APP AWAY FROM VEHICLE MODE

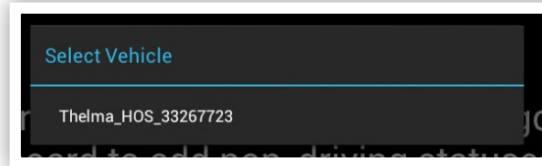
To keep accurate time for status changes, while the app is not connected to the vehicle, click Go to Dashboard from the Bluetooth Initialization screen. You can select non-Driving status from the Driver Dashboard.



The app will prompt you to record the location for each status change while in this mode.

CHANGING VEHICLES

1. Click the **Search for Vehicle** icon to disconnect the app from the current vehicle's Bluetooth connection.
2. The app will ask you if you wish to break the connection and search for a new vehicle. Select **Yes**.
3. When in range of the vehicle you want to track HOS, click **Make Connection** from the Bluetooth initialization screen.
4. Select the new vehicle from the list of vehicles that display.



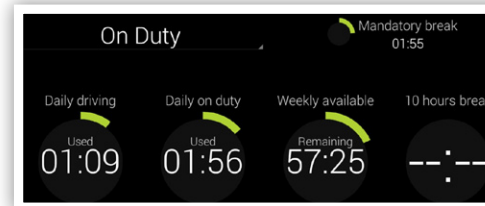
Your current and previous 7 days of driver log information follows your Driver ID and displays in the LogBook app, even when changing vehicles.

STATUS UPDATES

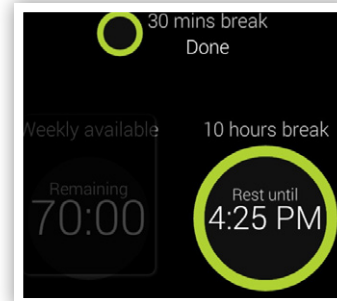
To track your HOS duty status from the LogBook:

Off Duty

Off Duty is the default status when you log into the application. Always be sure to log Off Duty at the end of your shift, before logging out of the LogBook app.



The Mandatory Break timer tracks 8 hours of On Duty and/or Driving time and the required 30 minute break for property carrying vehicles.



The 10* Hours Break timer displays the time you need to remain Off Duty to full a daily Restart.

*Off-Duty daily number for your ruleset.

On Duty

Set this status as the first update of your shift to start capturing all non-driving related tasks.

- The Daily on duty timer displays hours tracked against the start of your shift, under the ruleset assigned to your Driver ID. For example, if you are under the federal ruleset, the Daily On Duty timer will track against 14 hours of On Duty shift time for available Driving hours.

DRIVING

Once the vehicle starts moving, the status will automatically update to Driving (from an Off Duty or On Duty status). Once the vehicle stops, the status will automatically update to On Duty within 2 minutes.

SLEEPER BERTH

Set this status for all time resting or sleeping in the Sleeper Berth of your vehicle.

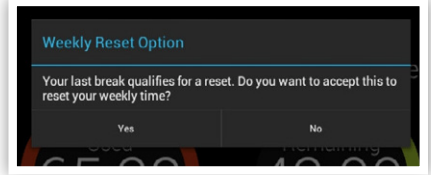
To cancel a status change, click Back on the Android device.

RESTART FOR DAILY AND WEEKLY TIMERS

Once you have completed a daily reset in the Off Duty (or Sleeper Berth) status, the Driving and On Duty timers will reset to 00:00 hours used on the next On Duty status.



Once you have completed a fully qualified weekly restart under FMCSA requirements, the app will prompt you to take the Restart. Select if you wish to apply a restart to your weekly time, or continue rolling the hours forward.



VIOLATIONS/WARNINGS WARNING ALERT

As time approaches toward a HOS status violation, you will be notified as:

- The timer will turn Orange.
- An audible and visible message will alert you at 30 minutes prior to a violation.



VIOLATION ALERT

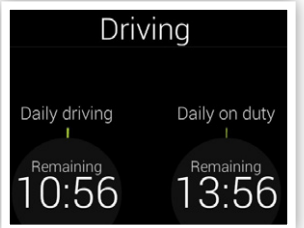
Once the violation occurs, you are immediately notified:

- The timer will turn Red.
- An audible and visible message will alert you which violation has occurred.



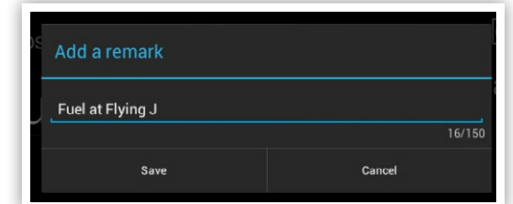
MENU OPTIONS FOR LOGBOOK SHOW REMAINING TIME

Display the remaining available hours in the Driving and On Duty daily timers.



ADD REMARK

Enter a note or annotation for the current HOS status. This information will display in the daily driver log in the Status log and in the Driver Log Report printed in REVEAL.



For each status update in Away from Vehicle mode, the app will prompt you to add the status location in the Remark field.

EXTEND 2 HOURS

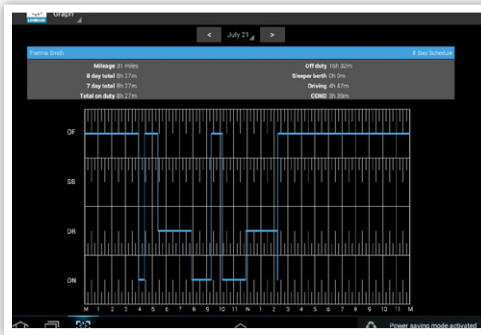
Extend daily Driving time by two hours to account for adverse driving conditions. Please reference 395.1(b) for the full definition of Adverse Driving Conditions. Note that the extension of Driving time must remain within the daily allowance for On Duty hours.

CONNECT TO VEHICLE

The app will disconnect from the current Bluetooth connection (from the vehicle) and allow you to search for a new vehicle via the Bluetooth Initialization screen.

REVIEWING STATUS LOG

To review your daily log, go to Menu > Status Log. This includes the past 7+ days of driver duty status events and the standard FMCSA graph grid to display status changes.

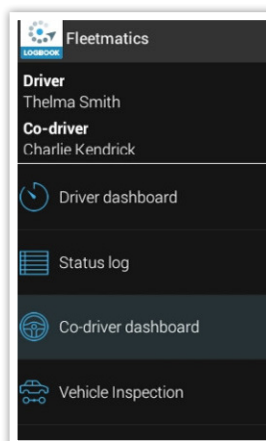


For DOT instructions on how to review driver's logs collected from the LogBook app, see the Fleetmatics DOT Roadside Inspection Guide.

CO-DRIVER

A team can track their HOS information through the same LogBook app. To add a co-driver, follow these steps:

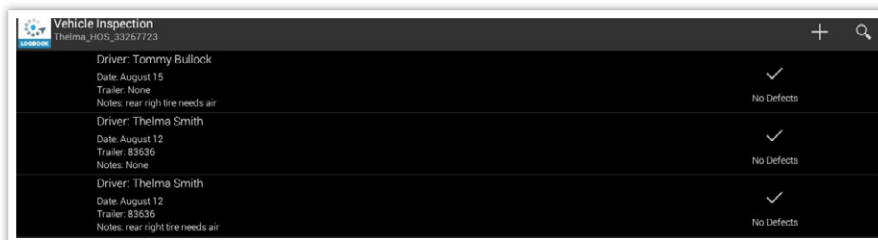
1. The primary driver logs into the Logbook app and connects to the vehicle. This driver will display a Driving status when the vehicle is in motion.
2. Click Menu > Co-driver dashboard.
3. The co-driver (passenger) logs in: Menu > Co-driver Dashboard.
4. The Co-driver name now displays below the primary driver. To toggle to see the co-driver's daily HOS timers, click Co-driver dashboard from the menu.
5. To switch drivers, from the Co-Driver dashboard, select Android Menu > Become Main Driver. Click Yes to confirm.



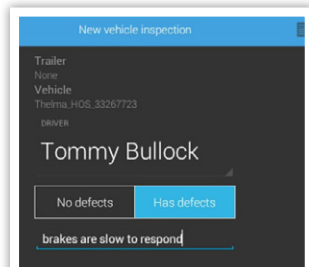
VEHICLE INSPECTION

You can submit pre- and post-trip inspection reports for your vehicle and review historical DVIR submissions for the vehicle to which you are connected.

1. Click the **Plus** button to add a new pre or post trip report.
2. Click **Defects** or **No Defects**.



3. Add any comments regarding the inspection in the free form text field.
4. Click **Submit report with defects** (or **Submit report with no defects**).
5. Click **OK** to send the completed report to REVEAL.



The **Vehicle Inspection Guide** list is based on FMCSA regulation 396.11 vehicle points. Click the button in the top right corner to review the required list.

CERTIFICATION

Fleetmatics certifies that the Fleetmatics REVEAL LogBook has been sufficiently tested to meet the requirements of United States Federal Motor Carrier Safety Administration (FMCSA) onboard recorder regulation 395.15 and under the conditions of use set forth in 395.15.

If the driver does not connect the Fleetmatics LogBook application to the vehicle hardware to track HOS Driving duty status, the driver must use a back-up copy of carrier-provided paper logs to stay compliant with FMCSA 395.15 regulations.

TROUBLESHOOTING AND SUPPORT

It is important to use the LogBook app and paper logs side by side for the first few weeks of operation as you adapt to the electronic solution.

TROUBLESHOOTING MESSAGES

If one of the connection lights turns Red, take these steps:

- GPS connection: use the **Remarks** field to add the status Location
- Engine data: use paper logs
- Bluetooth connection: use paper logs



The LogBook app will display the past 7+ days of history for HOS status that had been collected through the app, even if the app loses connection to the vehicle.

It is recommended to keep an Android device power supply to maintain access to your LogBook app.

CALLING SUPPORT

Should you have a question or issue while using the Fleetmatics REVEAL LogBook driver app, please contact Support. You may be asked to provide the following when calling the help line:

1. Driver ID used to log in the app
2. Date/time of the question/issue
3. Describe the scenario
4. Android device make/model
5. Type of connection (vehicle, Wi-Fi, data plan on device)
6. Send a diagnostic from the app:
 - a. Go to Menu > Settings > Android SubMenu
 - b. Select **Fleetmatics Diagnostic File**
 - c. Click **Yes** to the "Do you want to upload your application log file for inspection now?" message.

SUPPORT CONTACT

1-866-227-1100
reveal.support@fleetmatics.com

FLEETMATIC REVEAL LOGBOOK

Mobile App Driver Guide



866.227.1100
www.fleetmatics.com

NORTH AMERICA

Copyright © Fleetmatics IRL Limited 2014. All rights reserved. The Fleetmatics logo is a trademark and Fleetmatics is a registered trademark of Fleetmatics IRL Limited in the U.S. and other countries.

